

Scaled data based on original data using
LM-79-08 Approved Method: Electrical and Photometric Measurements of Solid-
State Lighting Products

Test Report Prepared for
Cooper Lighting Solutions
(formerly Eaton)

Brand: McGRAW-EDISON

Report Number: P270187

Luminaire Tested: **GWC-AF-01-LED-E1-T4W-7027-800**

Issue Date: 3/3/2020

Test Information

Test Method: LM-79-08
Report Number: P270187
TEST IS SCALED FROM IESNA LM-79-08 TEST DATA (P24147)
Test Lab: INNOVATION CENTER P2
Issue Date: 3/3/2020
Manufacturer: COOPER LIGHTING SOLUTIONS (FORMERLY EATON)
Product Line: MCGRAW-EDISON
Catalog Number: GWC-AF-01-LED-E1-T4W-7027-800
Description: GALLEON WALL LUMINAIRE
(1) 70 CRI, 2700K, 800mA LIGHTSQUARE WITH 16 LEDS EACH AND TYPE IV WIDE OPTICS
Light Source: -
Ballast/Driver: ELECTRONIC DRIVER

Summary

Lumens per Lamp: N/A
Luminaire Lumens: 4431.4 lumens
Efficiency: N/A
Efficacy: 100.7 lumens/watt
Luminous Opening: Rectangular (W 0.5' x L: 0.5' x H: 0')
IES Classification: Type IV - Short - Semi-Cutoff
BUG Rating: B1 - U0 - G2

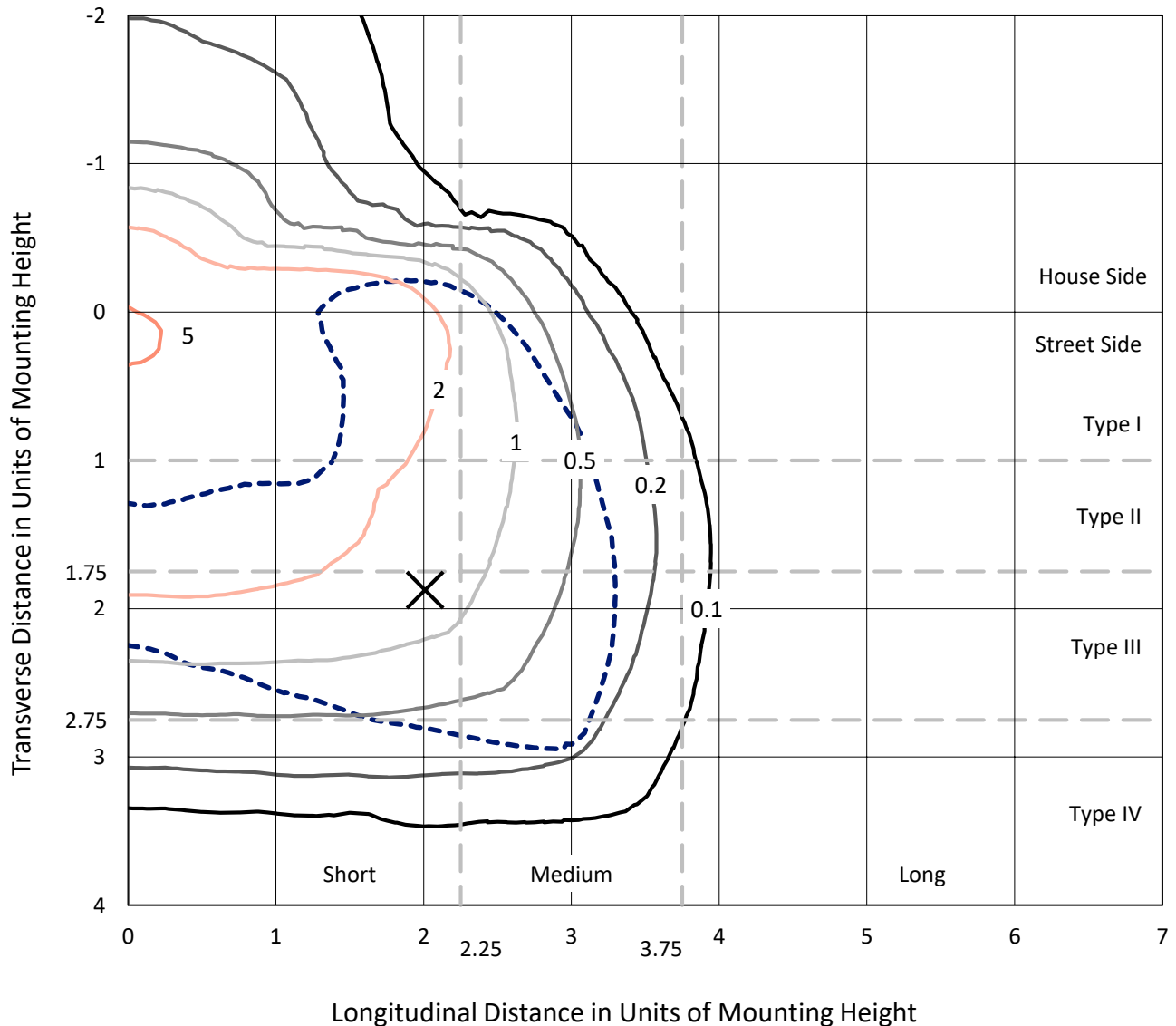
Input Watts (W): 44
Input Voltage (V): NR
Input Current (Ain): NR
Voltage Rise (V): NR
Power Factor: NR
Total Harmonic Distortion (THDi): NR
Frequency (hertz): 60
Stabilization Time: NR
Operation Time: NR
Ambient Temperature (°C): NR
Test Distance: 25 FT



REPORT NUMBER: P270187
 CATALOG NUMBER: GWC-AF-01-LED-E1-T4W-7027-800

Iso-Footcandle Lines of Horizontal Illumination

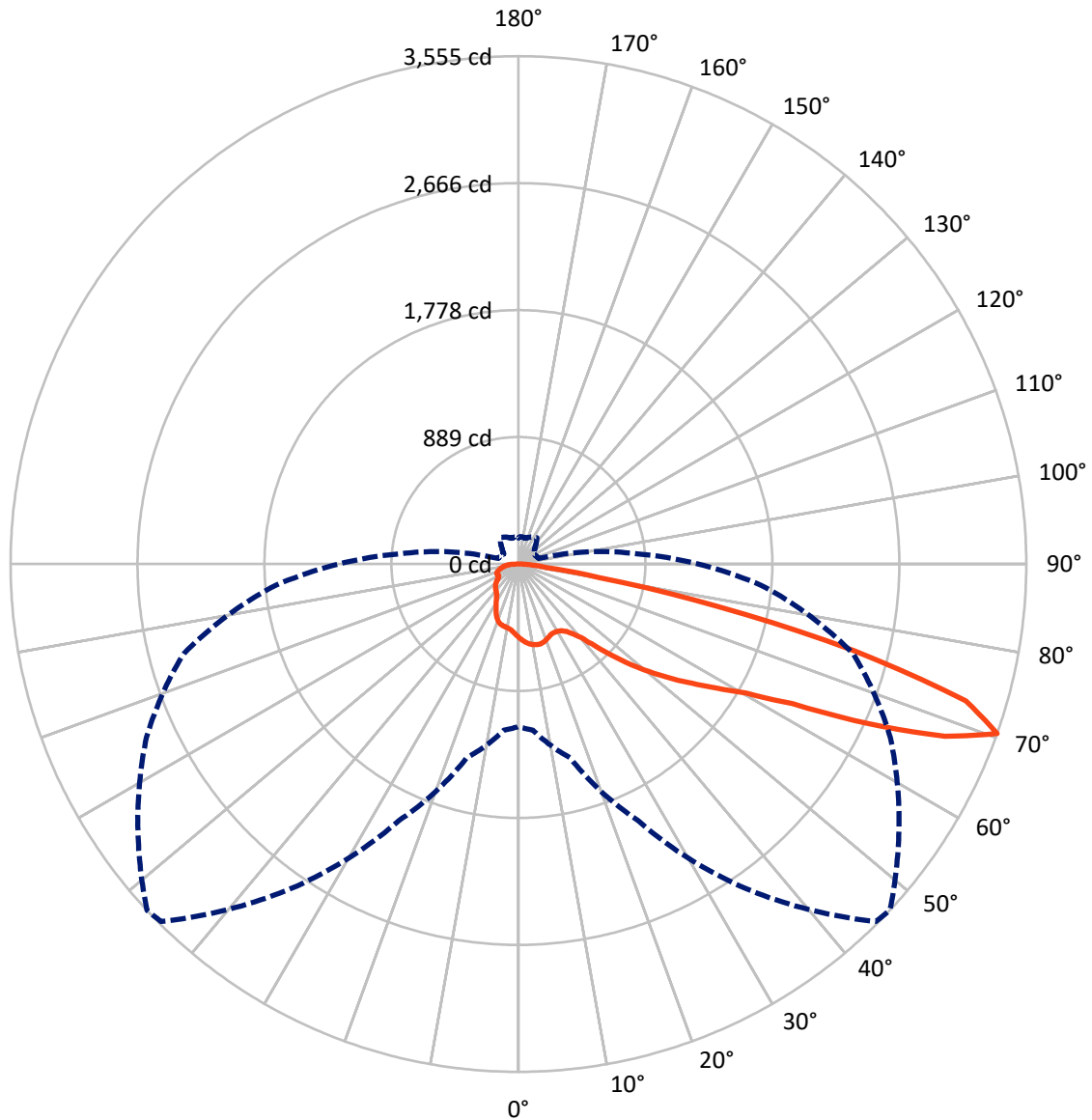
✕ Max cd
 - - - 1/2 Max cd



Based on 10 foot mounting height. Maximum calculated value = 5.9 fc
 Type IV - Short - Semi-Cutoff

REPORT NUMBER: P270187
CATALOG NUMBER: GWC-AF-01-LED-E1-T4W-7027-800

Luminous Intensity Polar Plot



— Vertical Plane Through 47-Deg Lateral - - - Horizontal Cone Through 70-Deg Vertical

REPORT NUMBER: P270187

CATALOG NUMBER: GWC-AF-01-LED-E1-T4W-7027-800

FLUX DISTRIBUTION:

		Downward	Upward	Total
House Side	Lumens	924.5	0.0	924.5
	% Fixture	20.9	0.0	20.9
Street Side	Lumens	3506.9	0.0	3506.9
	% Fixture	79.1	0.0	79.1
Total	Lumens	4431.4	0.0	4431.4
	% Fixture	100.0	0.0	100.0

Coefficient of Utilization

ZONAL LUMENS:

Zone	Lumens	% Fixture
0°-10°	49.3	1.1
10°-20°	144.5	3.3
20°-30°	213.4	4.8
30°-40°	310.2	7.0
40°-50°	558.3	12.6
50°-60°	967.2	21.8
60°-70°	1380.5	31.2
70°-80°	708.7	16.0
80°-90°	99.2	2.2
90°-100°	0.0	0.0
100°-110°	0.0	0.0
110°-120°	0.0	0.0
120°-130°	0.0	0.0
130°-140°	0.0	0.0
140°-150°	0.0	0.0
150°-160°	0.0	0.0
160°-170°	0.0	0.0
170°-180°	0.0	0.0
0°-90°	4431.4	100.0
0°-180°	4431.4	100.0



REPORT NUMBER: P270187

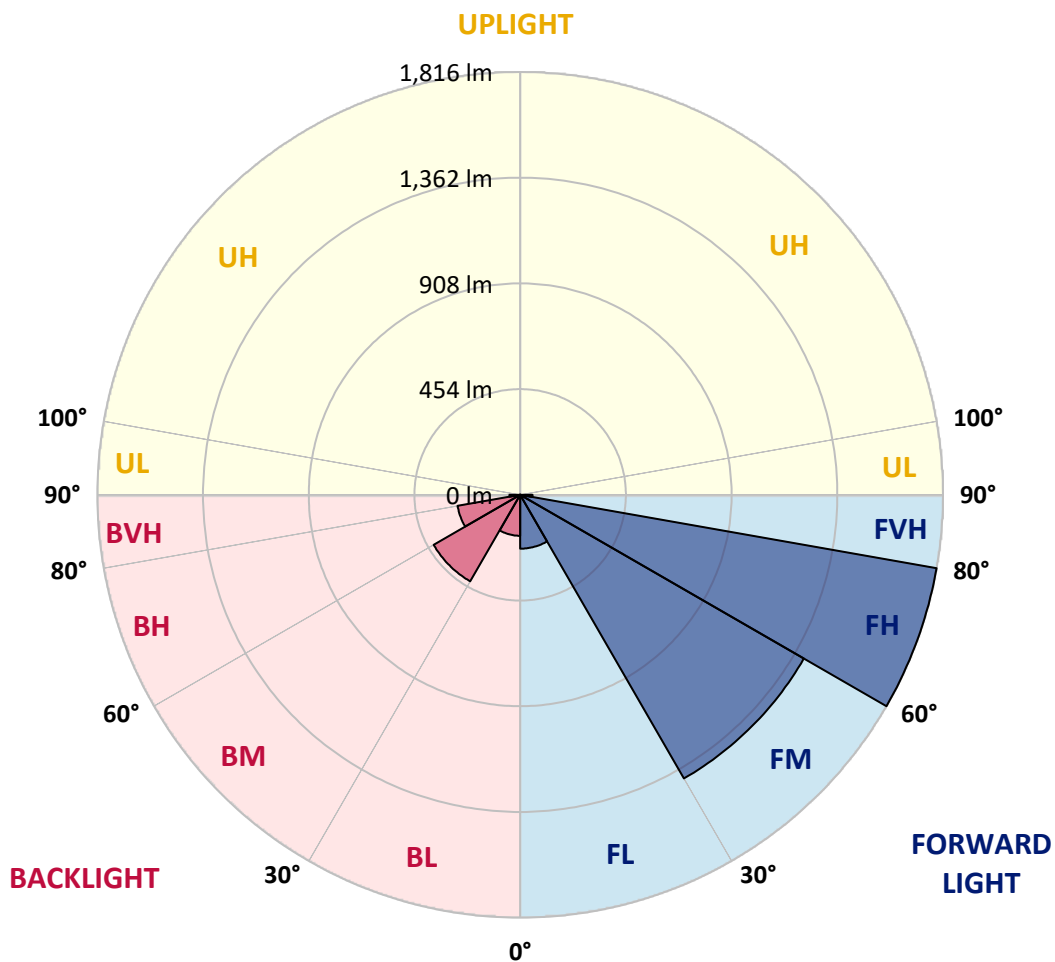
CATALOG NUMBER: GWC-AF-01-LED-E1-T4W-7027-800

LUMINAIRE CLASSIFICATION SYSTEM LUMEN TABLE AND BUG RATING:

Zone		Lumens	% Fixture	Zone Rating/Lumen Limit		
				B	U	G
FL	(0°-30°)	231.2	5.2			
FM	(30°-60°)	1406.6	31.7			
FH	(60°-80°)	1816.1	41.0			G2/5000
FVH	(80°-90°)	52.9	1.2			G1/100
BL	(0°-30°)	176.0	4.0	B1/500		
BM	(30°-60°)	429.1	9.7	B1/1000		
BH	(60°-80°)	273.1	6.2	B1/500		G1/500
BVH	(80°-90°)	46.3	1.0			G1/100
UL	(90°-100°)	0.0	0.0		U0/0	
UH	(100°-180°)	0.0	0.0		U0/0	

BUG Rating: B1-U0-G2

Type IV Short





REPORT NUMBER: P270187

CATALOG NUMBER: GWC-AF-01-LED-E1-T4W-7027-800

CANDELA DISTRIBUTION (FULL):

	0°	5°	15°	25°	35°	45°	47°	55°	65°	75°	85°
0°	514.2	514.2	514.2	514.2	514.2	514.2	514.2	514.2	514.2	514.2	514.2
2.5°	544.4	543.3	542.8	541.9	540.9	535.5	534.4	530.5	525.1	519.6	513.7
5°	580.1	579.9	577.6	573.3	566.3	554.6	551.6	542.1	529.6	517.2	504.8
7.5°	611.7	609.7	605.2	596.6	584.4	568.3	564.5	551.3	533.9	517.0	500.4
10°	634.7	633.7	623.8	611.8	596.0	578.1	573.7	559.0	539.8	518.5	497.8
12.5°	647.9	645.7	634.3	620.0	601.2	583.8	579.2	564.5	542.8	518.5	494.2
15°	647.0	645.5	634.1	618.6	599.6	584.3	580.1	565.3	542.1	516.3	489.3
17.5°	629.7	630.4	620.6	605.4	589.8	578.1	574.6	560.7	537.8	512.0	483.7
20°	599.6	602.6	596.0	582.6	573.8	565.9	563.5	551.9	531.2	505.7	477.8
22.5°	569.3	572.2	569.5	558.1	556.9	552.1	550.8	542.4	525.4	502.0	474.0
25°	547.2	549.8	549.4	539.4	543.3	543.0	541.9	537.8	524.2	502.0	474.8
27.5°	541.0	541.9	541.0	532.1	537.5	541.8	540.9	540.3	527.9	508.1	482.8
30°	561.8	560.5	553.9	535.5	540.5	546.4	545.7	546.1	539.6	524.5	501.3
32.5°	644.4	638.5	617.5	565.9	552.7	556.1	556.4	563.5	564.7	549.8	529.7
35°	768.0	761.5	734.0	647.4	590.9	579.8	579.8	590.5	597.0	586.0	573.8
37.5°	898.8	891.7	877.0	760.3	671.2	620.9	619.8	627.3	636.5	639.2	642.3
40°	1047.6	1040.0	1044.1	887.2	783.1	692.2	677.0	671.6	696.5	713.2	737.2
42.5°	1210.3	1206.9	1208.4	1028.4	910.4	799.0	777.3	749.4	779.5	809.2	859.8
45°	1361.0	1364.0	1362.5	1179.5	1052.3	929.1	906.1	852.2	881.7	932.4	1014.9
47.5°	1493.0	1480.4	1499.8	1344.7	1211.2	1074.9	1046.4	974.2	1004.2	1066.7	1206.5
50°	1653.2	1651.4	1623.0	1564.9	1403.2	1221.3	1184.1	1100.3	1147.0	1233.8	1447.7
52.5°	1821.6	1790.2	1764.1	1736.3	1607.0	1371.4	1325.7	1226.0	1314.7	1424.0	1741.8
55°	1856.0	1842.0	1874.4	1921.1	1803.3	1527.2	1473.9	1383.7	1503.6	1641.3	2080.8
57.5°	1929.6	1929.5	1996.4	2079.8	2005.6	1692.5	1638.9	1574.0	1715.9	1890.3	2440.9
60°	1979.5	1993.6	2117.8	2279.5	2204.3	1883.6	1834.2	1793.6	1957.3	2168.6	2776.3
62.5°	2005.6	2024.6	2194.0	2360.7	2484.9	2201.6	2152.2	2093.8	2276.8	2473.9	2972.5
65°	1897.2	1934.5	2182.3	2430.8	2730.7	2717.1	2694.8	2592.1	2676.3	2715.1	2901.6
67.5°	1597.0	1635.3	1923.7	2365.4	2906.1	3214.2	3218.9	3043.6	2922.0	2735.8	2439.5
70°	1137.9	1167.8	1406.4	1983.2	2772.4	3539.1	3555.3	3251.8	2873.1	2426.2	1704.4
72.5°	540.3	558.6	784.5	1290.8	2200.0	3242.7	3274.0	2986.1	2443.0	1796.3	929.8
75°	198.5	204.2	265.2	549.1	1276.0	2391.3	2428.2	2140.7	1619.6	894.3	354.2
77.5°	119.0	122.7	148.8	231.8	502.0	1366.9	1421.4	1164.2	707.8	332.8	174.2
80°	83.3	85.8	106.7	144.3	237.2	520.8	569.3	475.2	282.0	210.7	126.8
82.5°	56.2	57.5	75.0	97.5	157.7	186.0	200.7	211.3	190.1	156.8	80.4
85°	36.9	38.2	50.8	64.3	100.3	96.2	98.4	124.3	138.9	106.4	44.6
87.5°	21.1	22.0	30.6	34.2	49.1	40.8	41.2	65.5	88.8	71.8	27.2
90°	0.0	0.0	0.0	0.0	0.0	0.0	0.0	0.0	0.0	0.0	0.0



REPORT NUMBER: P270187

CATALOG NUMBER: GWC-AF-01-LED-E1-T4W-7027-800

CANDELA DISTRIBUTION (continued):

	90°	95°	105°	115°	125°	135°	145°	155°	165°	175°	180°
0°	514.2	514.2	514.2	514.2	514.2	514.2	514.2	514.2	514.2	514.2	514.2
2.5°	512.3	509.3	503.2	499.3	495.7	494.7	493.3	493.1	492.8	492.8	492.2
5°	500.9	496.0	486.3	481.0	476.5	476.0	475.8	476.9	477.3	477.8	477.1
7.5°	493.4	487.1	474.9	467.2	461.8	460.6	462.6	467.6	470.8	472.1	471.5
10°	488.9	481.0	466.9	458.6	454.1	453.4	456.2	462.0	468.6	471.3	471.0
12.5°	483.7	474.8	459.8	450.9	448.4	449.7	453.4	458.8	465.7	469.8	470.1
15°	478.5	468.0	452.7	445.0	443.9	445.6	449.1	453.1	458.6	462.6	463.0
17.5°	472.4	461.4	446.1	438.1	437.2	438.1	438.4	440.4	443.9	447.7	448.9
20°	465.7	454.5	438.6	430.6	426.6	423.2	419.2	419.8	420.9	424.7	425.5
22.5°	460.9	449.7	432.8	421.7	411.3	401.1	393.3	392.2	392.6	395.9	397.0
25°	461.4	449.5	431.1	412.2	389.5	372.9	362.6	360.8	360.7	363.1	364.5
27.5°	469.8	458.0	436.8	402.5	365.9	341.3	330.2	329.0	327.3	327.9	329.7
30°	488.5	477.4	450.4	392.6	340.2	310.3	298.7	297.5	295.2	294.0	295.4
32.5°	519.1	510.1	470.3	383.0	314.5	283.8	272.0	269.3	267.8	266.4	267.5
35°	570.1	566.1	496.8	372.7	291.9	263.3	252.7	248.3	246.1	248.7	250.3
37.5°	649.7	651.9	531.4	356.5	274.4	249.6	240.8	235.9	232.7	234.5	236.6
40°	762.8	764.3	569.9	333.7	259.3	241.6	232.2	227.7	223.0	219.6	219.5
42.5°	911.2	895.8	607.6	308.9	242.0	236.8	226.2	220.5	213.6	204.2	202.2
45°	1086.9	1033.3	636.2	280.5	222.3	230.7	219.5	211.7	201.0	190.6	189.5
47.5°	1289.6	1181.0	650.3	250.9	203.9	221.8	211.3	199.0	185.4	180.2	179.7
50°	1537.2	1356.4	656.9	222.3	187.9	210.3	199.5	185.1	173.6	172.5	171.8
52.5°	1818.9	1567.2	659.0	198.7	174.8	195.1	189.7	175.7	166.6	167.5	167.5
55°	2113.8	1784.8	629.7	181.7	162.8	179.7	183.3	172.0	164.5	168.0	169.2
57.5°	2384.6	1977.8	537.5	168.6	151.4	167.8	180.9	175.4	170.3	184.3	185.2
60°	2592.5	2091.9	401.5	156.8	142.9	163.6	187.1	188.6	189.9	223.4	227.9
62.5°	2635.9	2054.0	276.0	147.4	139.1	167.1	198.5	198.7	197.3	220.5	223.4
65°	2436.2	1813.9	200.7	142.3	135.9	173.4	208.2	203.7	193.9	211.6	206.3
67.5°	1934.7	1366.6	167.1	138.3	131.2	173.0	218.6	208.2	191.9	207.1	198.7
70°	1255.8	826.4	148.8	135.1	125.5	164.7	224.7	207.8	186.3	192.7	182.8
72.5°	612.7	369.6	136.5	130.4	119.7	153.3	224.4	203.9	180.5	180.0	174.6
75°	239.8	169.2	125.3	123.2	109.8	140.3	218.4	198.3	173.6	166.6	164.7
77.5°	140.3	120.7	111.0	112.7	97.8	127.4	209.6	188.6	164.1	155.9	153.7
80°	102.1	90.3	94.6	97.5	83.6	114.4	197.6	176.7	153.5	157.7	154.6
82.5°	65.5	58.2	76.7	79.6	69.6	101.2	184.7	164.3	138.6	125.9	122.9
85°	33.3	36.9	57.1	60.5	53.7	83.3	169.1	147.7	121.8	104.8	106.4
87.5°	18.8	25.2	36.4	40.8	38.0	64.0	137.1	121.8	99.4	80.8	71.1
90°	0.0	0.0	0.0	0.0	0.0	0.0	0.0	0.0	0.0	0.0	0.0

(END OF REPORT)